

2023 Budget of \$5,092,570

Tax rate \$23.39

House Assessed at \$200,000 at \$23.39 tax rate is \$4,678 in taxes annually. That annual is broken down by each portion of who gets the taxes below:

| | | |
|----------|---------|-----------------------|
| Town | \$4.56 | \$912 – 2023 number |
| County | \$1.49 | \$298 – 2023 number |
| Local Ed | \$15.51 | \$3,102 – 2023 number |
| State Ed | \$1.83 | \$366 – 2023 number |

2024 Proposed Budget of \$5,782,377

Tax rate \$23.71

House Assessed at \$200,000 at \$23.71 tax rate is \$4,742.00 in taxes annually. That annual is broken down by each portion of who gets the taxes below:

| | | |
|----------|---------|--|
| Town | \$5.49 | \$1,098 – 2024 number (<i>\$186 annual increase from 2023 budget per taxpayer</i>) |
| County | \$1.49 | \$298 – 2023 number |
| Local Ed | \$15.51 | \$3,102 – this is the 2023# waiting for 2024# based on passed budget |
| State Ed | \$1.22 | \$244– 2024 number (<i>decreased 0.61 for \$122 annual savings per taxpayer</i>) |

2024 Default Budget of \$5,428,078

Tax rate \$23.08

House Assessed at \$200,000 at \$23.08 tax rate is \$4,616.00 in taxes annually. That annual is broken down by each portion of who gets the taxes below:

| | | |
|----------|---------|---|
| Town | \$4.86 | \$972 – 2024 number (<i>\$60 annual increase from 2023 budget per taxpayer</i>) |
| County | \$1.49 | \$298 – 2023 number |
| Local Ed | \$15.51 | \$3,102 – this is the 2023# waiting for 2024# based on passed budget |
| State Ed | \$1.22 | \$244 – 2024 number (<i>decreased 0.61 for \$122 savings annually per taxpayer</i>) |

2024 Revised Default Budget of \$5,165,439

Tax rate \$22.62

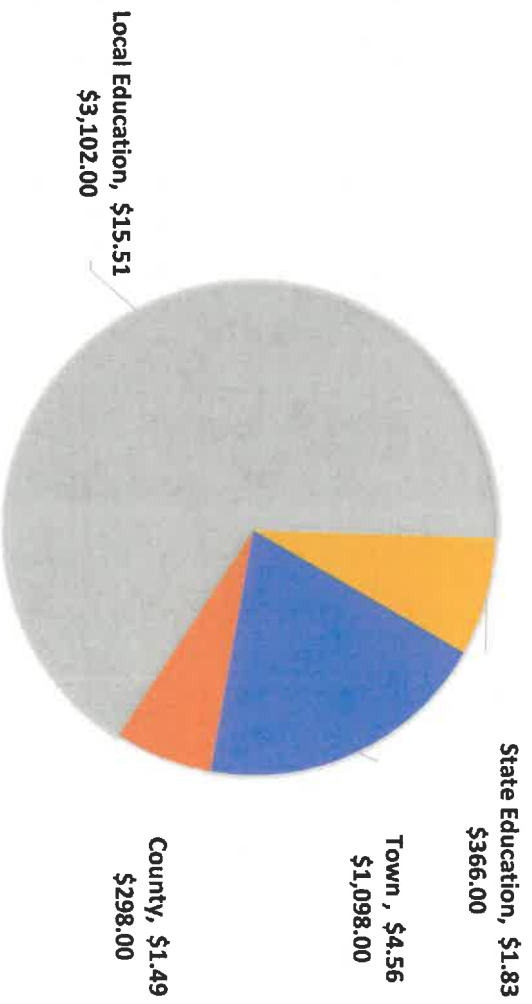
House Assessed at \$200,000 at \$22.62 tax rate is \$4,524.00 in taxes annually. That annual is broken down by each portion of who gets the taxes below:

| | | |
|----------|---------|---|
| Town | \$4.40 | \$880 – 2024 number (<i>\$32 annual decrease from 2023 budget per taxpayer</i>) |
| County | \$1.49 | \$298 – 2023 number |
| Local Ed | \$15.51 | \$3,102 – this is the 2023 number waiting for 2024# based on passed budget |
| State Ed | \$1.22 | \$244 – 2024 number (<i>decreased 0.61 for \$122 savings annually</i>) |

2023 Budget

| Average Home Value [(\$100K)] | \$ | \$ | 200 |
|-------------------------------|-----------------|-----------|--------------|
| Town | \$ 4.56 | \$ | 912 |
| County | \$ 1.49 | \$ | 298 |
| Local Education | \$ 15.51 | \$ | 3,102 |
| State Education | \$ 1.83 | \$ | 366 |
| Total | \$ 23.39 | \$ | 4,678 |

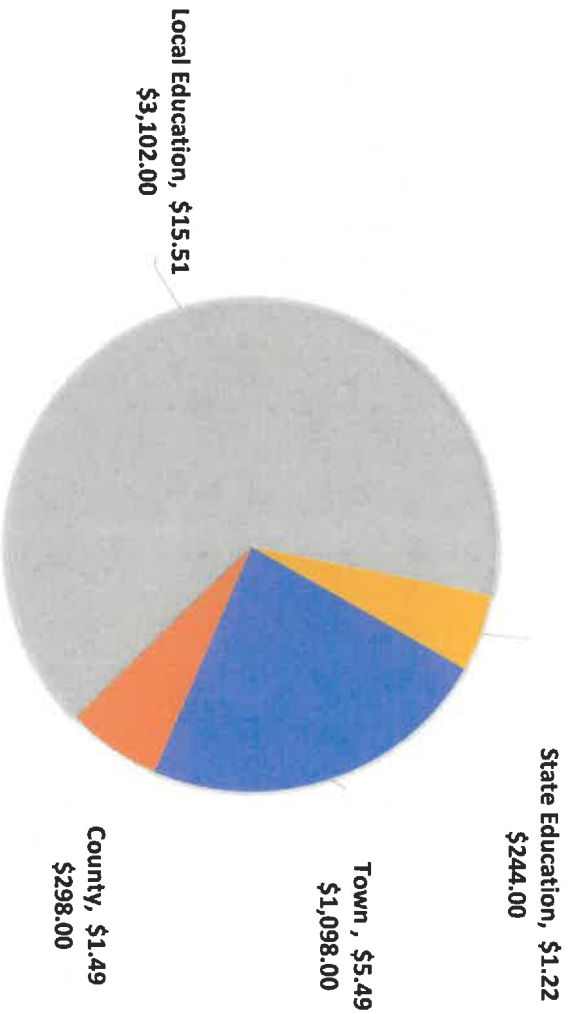
TAX RATE BREAKDOWN



2024 Proposed Budget

| Average Home Value [\$100K] | \$ | 200 |
|-----------------------------|-----------------|-----------------|
| Town | \$ 5.49 | \$ 1,098 |
| County | \$ 1.49 | \$ 298 |
| Local Education | \$ 15.51 | \$ 3,102 |
| State Education | \$ 1.22 | \$ 244 |
| Total | \$ 23.71 | \$ 4,742 |

TAX RATE BREAKDOWN

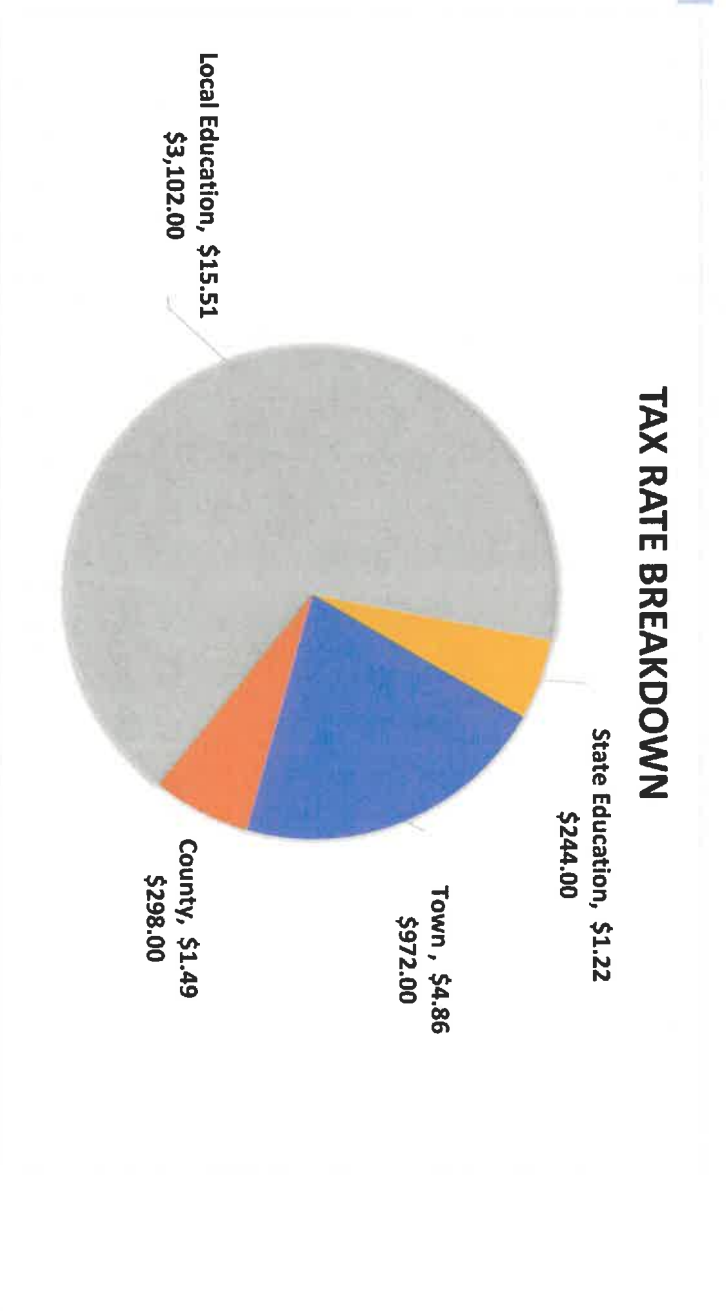


2024 State Education Amount \$1,080,128 or \$1.22/\$1,000

| | difference | Town Rate | difference |
|--------------|------------|-----------|------------|
| \$ 5,782,377 | \$ | 5.49 | |
| \$ 5,428,078 | \$ 354,299 | \$ 4.86 | \$ 0.63 |
| \$ 5,165,439 | \$ 262,639 | \$ 4.40 | \$ 0.46 |

2024 Default Budget

| Average Home Value [\$100K] | \$ | 200 |
|-----------------------------|-----------------|-----------------|
| Town | \$ 4.86 | \$ 972 |
| County | \$ 1.49 | \$ 298 |
| Local Education | \$ 15.51 | \$ 3,102 |
| State Education | \$ 1.22 | \$ 244 |
| Total | \$ 23.08 | \$ 4,616 |

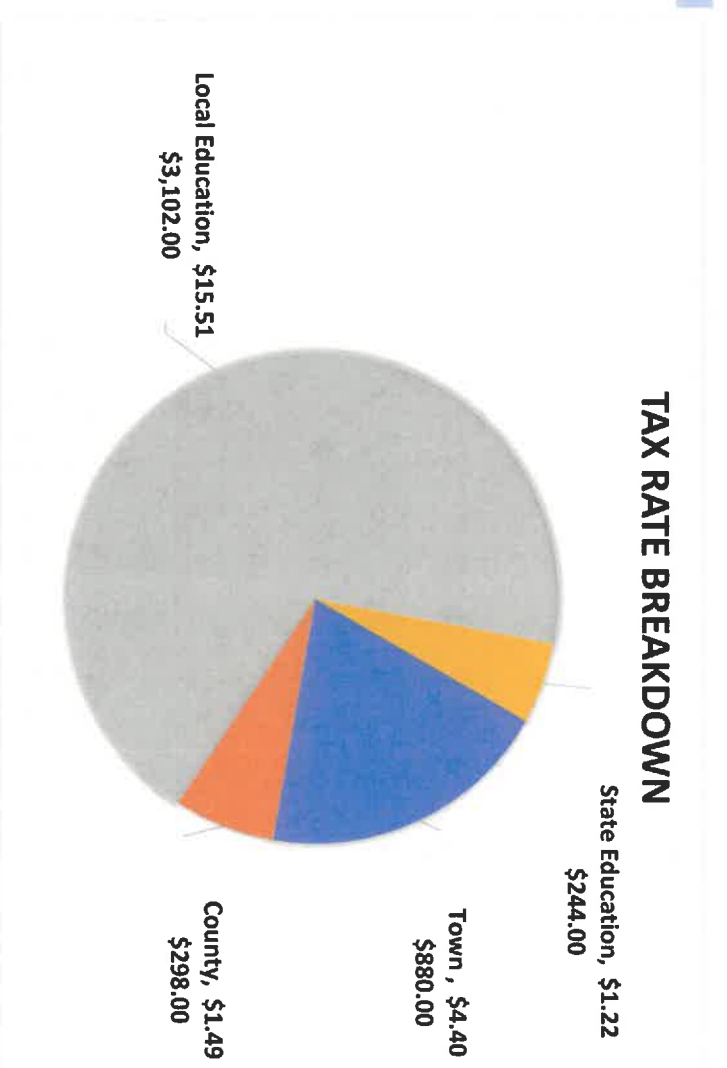


2024 State Education Amount \$1,080,128 or \$1.22/\$1,000

| | Town Rate | difference |
|--------------|-----------|------------|
| \$ 5,782,377 | \$ 5.49 | |
| \$ 5,428,078 | \$ 4.86 | \$ 0.63 |
| \$ 5,165,439 | \$ 4.40 | \$ 0.46 |

2024 Revised Default Budget

| Average Home Value [\$100K] | \$ | 200 |
|-----------------------------|-----------------|-----------------|
| Town | \$ 4.40 | \$ 880 |
| County | \$ 1.49 | \$ 298 |
| Local Education | \$ 15.51 | \$ 3,102 |
| State Education | \$ 1.22 | \$ 244 |
| Total | \$ 22.62 | \$ 4,524 |



2024 State Education Amount \$1,080,128 or \$1.22/\$1,000

| | budget diff | Town Rate | tax rate diff |
|--------------|-------------|-----------|---------------|
| \$ 5,782,377 | \$ 5.49 | | |
| \$ 5,428,078 | \$ 354,299 | \$ 4.86 | \$ 0.63 |
| \$ 5,165,439 | \$ 262,639 | \$ 4.40 | \$ 1.09 |
| | | | \$ 0.46 |